

Capstone Project

~Preschool Screening Process~

Spring 2023

Aspiring Leaders in Special Education

Sarah Urso

Vision

High quality, developmentally appropriate care opportunities will be available for preschool aged children.

Mission

To develop a preschool screening process that improves child find practices, provides resources and information to parents, and highlights developmental standards and school-based services.

History

Partners in Literacy & Numeracy, PILN

- Community outreach
- Child find
- 2x/week story time
- Visits to local daycares



The Screening Process

Invitations sent to families to attend one of three sessions.
Related service providers on-hand to assist with observations.
Simultaneous screening and parent information sessions.

Screening Plan and Observations (40 minutes total)

Arrival (5 min)

- Name tags
- Student Photos
- Parents move to conference room

Circle (15 min)

- Story: Ten Little Fish by Audrey Wood
- Song: The Goldfish by Laurie Berkner

Free play (20 min)

- OT/PT and Speech: Pull small groups during this time to screen
 - Expressive and receptive language
 - Gross and fine motor
- Center activities and table toys

PT Pre-School Screening Form

Name: _____ Age: _____ DOB: _____
 Town: _____

Gross Motor Skills

Skills	Yes	No	Comments
Steps up single step			
Steps down single step			
Stands on one foot			
Runs 10ft without falling			Time: _____
Jumps with feet together			
Hopping on one foot			
Walking Backwards			Distance: _____
Throws a playground ball			
Catches a playground ball			
Walking on a straight line			

Circle: Song	Yes	No	Notes
Moves to music, altering tempo CA.36.6			
Imitates simple actions CA.36.1			
Circle: Story			
Answers questions about a story L.36.14			
Sits and listens for duration of story L.36.12, C.36.14, C.36.15			

Free Play and Table Activities	Yes	No	Notes
Shows interest in different activities C.36.2			
Engages in pretend play C.36.8, C.36.9			
Interacts with other children during play SE.36.14			
Transitions between activities SE.36.5			

Free Play: Other Notable Activities (May or may not be observed)	Yes	No	Notes
Table Toys - Uses trial & error to solve problems (fit piece back in) C.36.6, C.36.7			
Table Toys - Works to complete task C.36.11			
Table Toys -Matches shapes with different sides/orientation M.36.9			
Moth - Identifies differences between objects (sorting) M.36.7			
Phonics- Associates sounds with objects (animal sounds) L.36.17			
Moth - Demonstrates 1:1 correspondence to 5			

Observational Screening Tools



**WELCOME
PARENTS**

What does our preschool program have to offer?

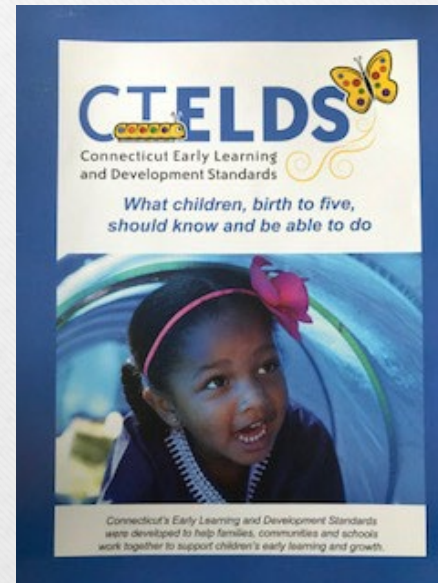


- A nurturing and inclusive early childhood environment
- Opportunities to play and expand interests
- Introduction to routines in a school setting
- Developmentally appropriate curriculum which follows state standards
- Purposeful play, exploration and sensory activities
- Introduction to early literacy and numeracy
- Community-building activities that foster social skills

Curriculum

Our preschool curriculum follows the CT ELDS
(Early Learning and Development Standards):

- Cognition
- Social/Emotional
- Physical Development & Health
- Language & Literacy
- Creative Arts
- Mathematics
- Science
- Social Studies



Curriculum is developed based on student interest and these eight ELDS standards.



Social- Emotional

- Building relationships
- Learning how to play with others
- Learning how to express our feelings
- Establishing routine
- Learning how to calm down when we're upset



Physical Development and Health

- Using large muscles to jump, run, dance, climb, etc.
- Using small muscles to grasp, sort, build, color, etc.
- Healthy habits
- Self-care

School-Based Supports

Occupational Therapist

Certified OT Assistant

Physical Therapist

Two Speech & Language Pathologists

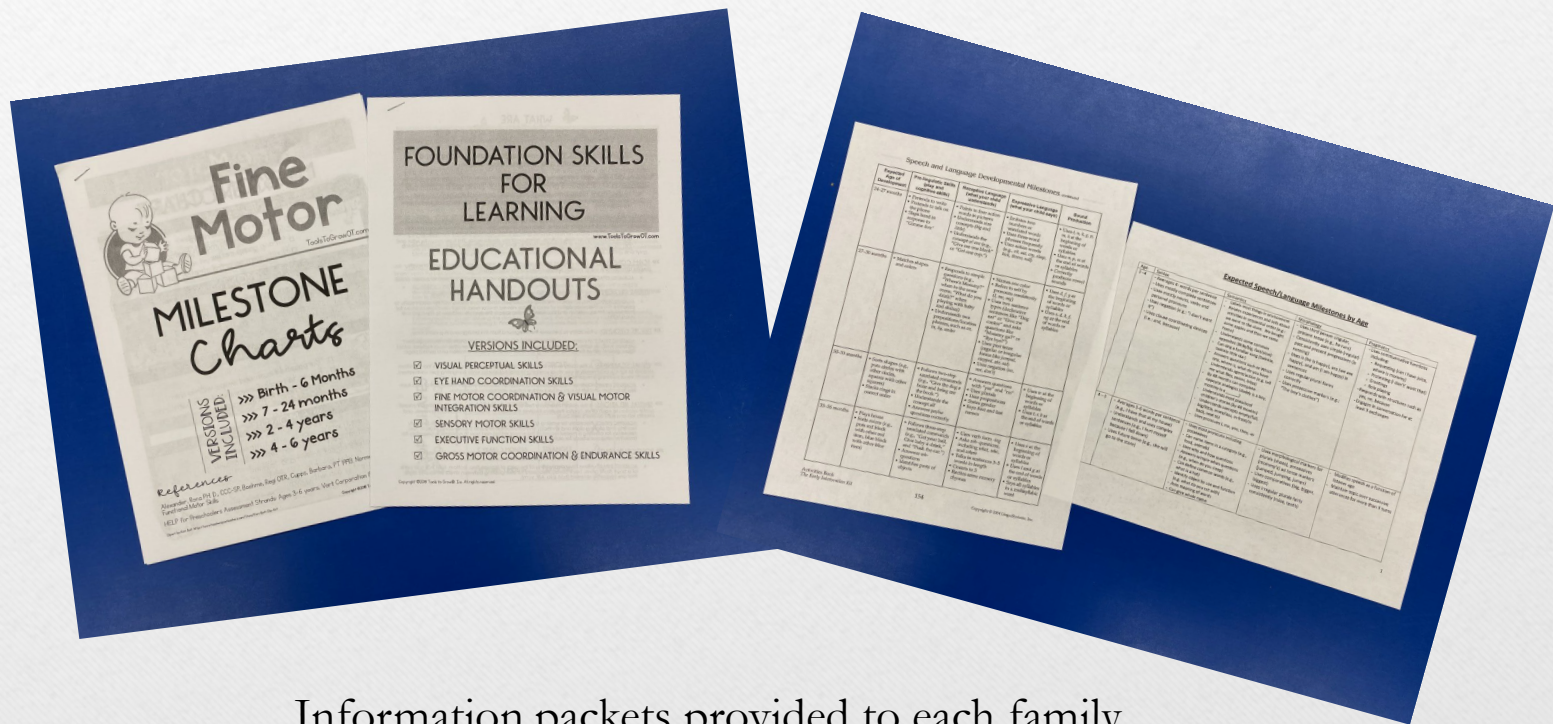
School Psychologist

School Social Worker

Board Certified Behavior Analyst

Student Support Tutor

Developmental Milestones



Information packets provided to each family.

Ages & Stages Questionnaires

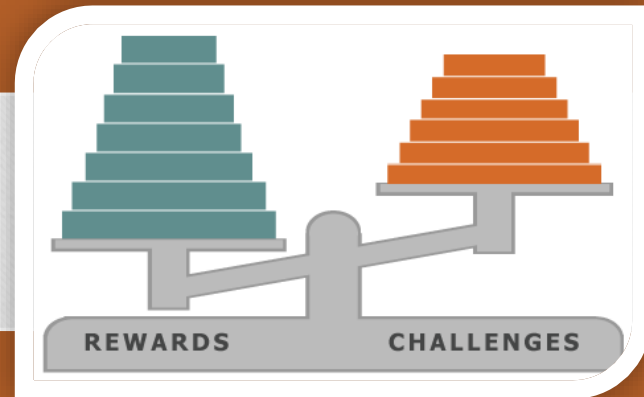
ASQ-3 and ASQ:SE-2



Reflection

Challenges:

- ❖ Tech limitations / Sparkler
- ❖ Observational notes
- ❖ Timing



Successes:

- ❖ Turnout/Outcome
- ❖ Mission: To develop a preschool screening process that...
 - improves child find practices ✓
 - provides resources and information to parents ✓
 - highlights developmental standards and school-based services. ✓

Next Steps

- Review observation notes and ASQ data
- Contact families flagged for concern
 - Provide Sparkler information
 - Discuss B23 or referral to special education

